

S1 Lesson Plan and Learning Guide
Prepositions of Place



Fanling Kau Yan College
Learning Area: English Language
(2018 – 2019)

S1 Unit 2 – New Schools, Old Schools
Section 5 – Prepositions of Place

Open Class: 1st November, 2018



Fanling Kau Yan College
S1 English Language 2018 – 2019
Unit 2 New Schools, Old Schools
Lesson Plan



Date: Thursday, 1st November, 2018

Topic: Prepositions of Place

Duration: 50 minutes

Prior knowledge:

1. Students have come across the ‘prepositions of place’ in some reading articles.
2. Students have learnt different ‘prepositions of place’ in primary levels.
3. Students have learnt vocabulary items related to school facilities

Lesson Objectives:

Knowledge: To understand the usage of **different prepositions of place**

Skill: (Writing) To **describe the objects / school facilities** with prepositions of place

Attitude: To offer help to others when somebody gets lost by telling them **the correct location in English**

Time	Activity	Description
5 mins	Read aloud & Lead-in	<ul style="list-style-type: none"> • Students read aloud the poem on P.3 of the learning guide. • Teacher goes through the lesson objectives, situation and tasks with students
15 mins	Sharing their preparation tasks (Part 3: Self-regulated learning)	<ul style="list-style-type: none"> • Ask students to share their answers of task 1 and task 2 in groups • Tasks 1 and 2: Teacher asks the following question to check student’s understanding: <ul style="list-style-type: none"> ➤ What are the ‘prepositions of place’ that could be found in the poem? <p>Teacher asks students to share the answers using the formulaic expressions with the classmates before presenting their ideas in front of the class.</p> • Task 3: Teacher goes through the answers with students together. <ul style="list-style-type: none"> ➤ Discussion: Apart from the ‘prepositions of place’ you found in the poem, are there any other ‘prepositions of place’ that you have come across before? ➤ Discussion: What is the difference between ‘on’ and ‘above’ and ‘under’ and ‘below’? (Eliciting and responding to students’ thinking) <p>Mid-lesson check:</p> • Teacher asks all group members (T, E, A, M) to stand up and show this

		<p>to everyone:</p> <ul style="list-style-type: none"> ➤ Student T: Stand <u>in front of</u> A ➤ Student E: Stand <u>next to</u> A ➤ Student M: Stand <u>behind</u> A ➤ T E A M: Put your right hand <u>on</u> your head. Put your left hand <u>above</u> your head <ul style="list-style-type: none"> • Revisit the lesson objectives and ask students which one they have gone through. • Task 4: Teacher asks students to put up their hands and show how much they understand this topic ‘prepositions of place’ and see if students have any questions.
25 mins	Part 4: Let’s find out more!	<ul style="list-style-type: none"> • Task 1: Write a poem with ‘prepositions of place’ <ul style="list-style-type: none"> ➤ Teacher assigns different groups a school facility to write about. Students cannot tell other groups which facility they have got. ➤ Students have to come up with the ideas in groups together and write a short poem (4-5 lines) to describe a school facility with ‘prepositions of place’ to tell the location of what they can see in the facility. After they finish writing the poem, they have to highlight all the ‘prepositions of place’ in green. ➤ An example is given for students as a reference. • Task 2: Note-taking <ul style="list-style-type: none"> ➤ Before students give comments to other groups, they are encouraged to read the work done by the other groups. When they are reading the work written on the i-board/blackboard, they should jot down some key words on the paper and make up one to two questions to confirm the school facility as the answer. • Teacher invites three groups to come out and present their answers and recommendations about the use of ‘prepositions of place’ with the formulaic expressions. • Teacher asks students to summarize the usage of different ‘prepositions of place’ in pairs or groups. (Eliciting and responding to students’ thinking)
5 mins	Reflection	<ul style="list-style-type: none"> • Conclude what students have learnt in this lesson. • Ask students to finish the reflection question and the grammar exercises related to the ‘prepositions of place’ (<i>Practice 3 on P.48-49 of Oxford English 1A and Practice 3 on P. 25-27 of Oxford Success in Grammar</i>).

Section 5: Grammar – Prepositions of place



1) Lesson objectives:

Knowledge: to understand the usage of **different prepositions of place**

Skill: (Writing) to **describe the objects / school facilities** with prepositions of place

Attitude: to offer help to others when somebody gets lost by telling them **the correct location in English**

2) Situation:

In order to let other classmates know more about FKYC, your teacher has asked you to write a poem to describe the facilities in your school with prepositions of place. You are going to learn how to use different prepositions of place.

Before you come to class, you need to finish the tasks in *Part 3, 'Self-regulated learning'* and *Part 4, 'Let's find out more!'*

When you come to class, start reading aloud the poems on the next page.



3) Self-regulated learning:



√ **Knowledge:** To understand the usage of **different prepositions of place**










Task 1: Find out all the **prepositions of place** in the two poems below. Highlight *the prepositions of place* in Green.

1	Water Everywhere
	by Valerie Bloom
2	There's water on the ceiling,
3	And water on the wall,
4	There's water in the bedroom,
5	And water in the hall,
6	There's water on the landing,
7	And water on the stair,
8	Whenever Daddy takes a bath
	There's water everywhere.
Where Are We?	
	by Megan
1	There are some chairs under the tables.
2	There are students in front of the stall.
3	There are some potato chips beside the candies.
4	Mr. Law always stands behind the counter.
5	Where are we?
6	We are in the canteen!

Task 2: List the prepositions of place you find in the poems.

1.	2.	3.
4.	5.	6.

Task 3: Write down the correct *prepositions of place* in the spaces provided. An example has been done for you. (Refer to P.48 of *Oxford English 1A*)






<i>in</i>		1. _____ A and B	
2. _____		3. _____	
4. _____		5. _____	
6. _____		7. _____	
8. _____			

*****Challenging question:**

What is the difference between ‘on’ and ‘above’, and ‘under’ and ‘below’?

Task 4: Self-evaluation

a. After your self-regulated learning, how much do you understand about ‘prepositions of place’? Circle the appropriate number.

0	1	2	3	4
				
I don't get it.	I understand the use of prepositions of place with the help from the teacher.	I understand the use of prepositions of place with the help from my group mates.	I understand the use of prepositions of place , but I need more practice!	I understand the use of prepositions of place very well.

b. I want to ask my groupmates/teacher the following question:

4) Let's find out more!

- ✓ **Skill:** (writing) To **describe the objects / school facilities** with prepositions of place
- ✓ **Attitude:** To help others by telling them **the correct location in English**

Task 1: Write a poem with prepositions of place.

Step 1: Your teacher will assign your group **a school facility** to write about. **DO NOT** tell other groups which facility you have got.

Step 2: Write a short poem (4-5 lines) to describe a school facility. Remember to use **prepositions of place** to tell the location of **what you can see in the facility**.

Step 3: **Highlight** all the prepositions of place in **green**.

EXAMPLE	<p>Where Are We?</p> <p>1. There are some tables in this big room.</p> <p>2. There is a counter in front of the entrance.</p> <p>3. No students play ball games here.</p> <p>4. There are some books on the bookshelves.</p> <p>5. Where are we?</p>
Group _____	<p>Where Are We?</p> <p>1. _____</p> <p>2. _____</p> <p>3. _____</p> <p>4. _____</p> <p>** (_____)</p> <p style="text-align: center;">Where are we?</p>

Task 2: Note-taking

While you are reading the description on the i-board/blackboard, you can ask **NO MORE THAN 2** questions to confirm your answer.

Group	Hints from the board	Questions for confirming your answer	Answer
<i>Example</i>	Some tables, A counter, No games, Books on the bookshelves	1. Is it on the seventh floor? 2. Are there a lot of books on the bookshelves?	Library

5) Reflection Question:

List all the 'Prepositions of Place' learnt. Make sentences and draw pictures with two of the 'Prepositions of Place' on the Self-learning Journal.

6) Practice Makes Perfect!

Finish *Practice 3 on P.48-49 of Oxford English 1A and Practice 3 on P. 25-27 of Oxford Success in Grammar* (All are related to the uses of 'Prepositions of Place')